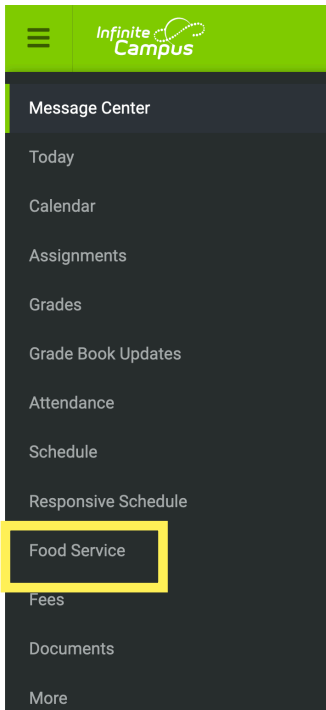


Aitkin Schools Food Service Account Infinite Campus Online Payments

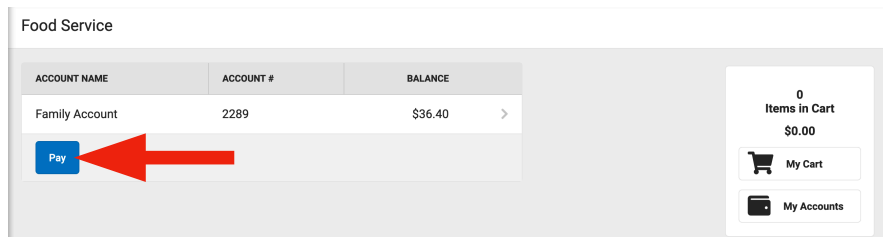
Put money in your family lunch account through your Infinite Campus portal using a credit or debit card.

1 Login to your Infinite Campus Parent Account

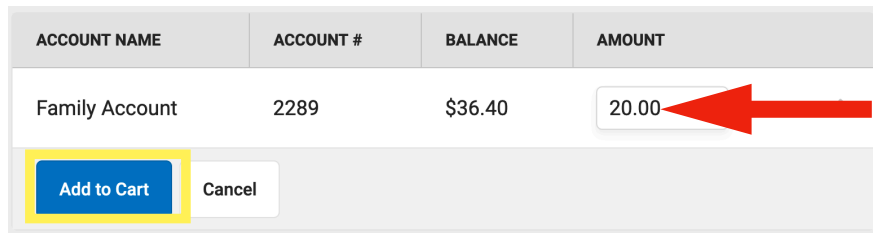
2 Click on:  In the upper left hand corner
On the Index, click on "Food Service"



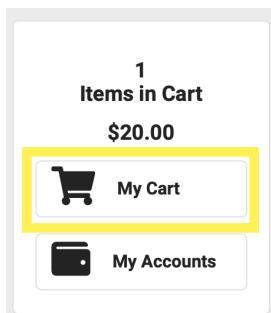
3 Click on "Pay"



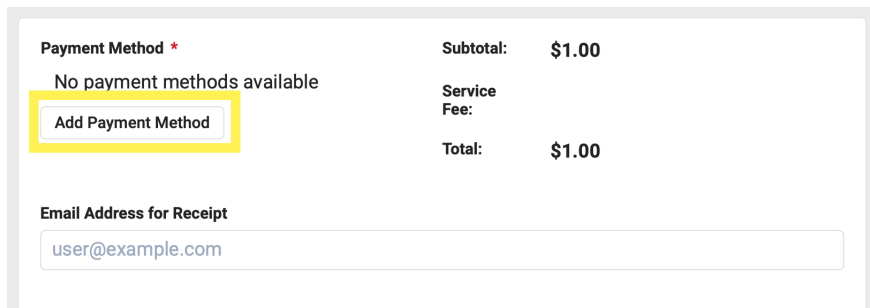
4 Enter a dollar amount, and click "Add to Cart"



5 Click on "My Cart"





6 Choose your payment method if you have one set one up and go to Step 8.
Otherwise, click on "Add Payment Method" and follow instructions below.



Continued

7 Fill out the Payment Method form and click “Save”

Payment Method

Accepted Payment Methods
VISA  

Checking, Savings, or Card *

Checking
 Savings
 Credit Card/Debit Card

Nickname

Checking Account Number*

Routing Number*

First Name* Last Name*

Address*

City*

8 Enter an email address for your receipt.

Email Address for Receipt

9 Click on “Submit Payment”